

SORTING GUIDANCE



There's **good energy** in your waste

The biogas that comes from

12 KG OF WASTE

corresponds to the energy from

1 LITRE OF CRUDE OIL



When used aluminium cans are melted into new ones, **it reduces the energy consumed by 95%**

If you sort **10 CANS**

for recycling, that corresponds to

100 KM of charge on an electric bike



55 %

That's how much of our household waste we want to recycle in Halsnæs Municipality by 2025



Recycling plastic is worth it

Making a bottle from recycled plastic saves

81% OF THE ENERGY

it would take to make one from scratch



Paper can be recycled up to **7 TIMES** - if you separate it out



Your waste is worth collecting – that's why you need to sort it

Every year, much of our waste ends up categorised as residual waste and is sent to the Vestforbrænding plant for incineration, where it's transformed into heat and electricity. Some of this waste could be recycled for the benefit of the environment and future generations.

Everyone in Denmark now has to sort their waste into 10 categories

Waste isn't just waste. If it's sorted correctly, it can be turned into new products. In Halsnæs Municipality, we already sort a lot of our waste but we need to be even better at it. That's why everyone in the municipality now has to start sorting waste into even more categories. If you live or own a holiday home in Halsnæs Municipality, in future, you'll be able to sort most types of ordinary household waste into containers in your home. This includes food waste and packaging made from cardboard, plastic and metal. You can deposit your glass in many places across the municipality. Take reusable waste to the resource station in Ølsted and take the rest of your waste to the two recycling centres in Hundested and Frederiksværk.

Guide to sorting waste correctly

In this booklet, you can see what to put into each of the different waste containers. Sorting waste correctly is important as it allows it to be recycled into new products made from glass, metal or plastic. If you need more information about waste and sorting, you can read more at: hnf.dk/affald. You can also scan the QR code.





METAL



SMALL METAL OBJECTS ONLY

Only place smaller pieces of metal waste in the container, as larger items can get stuck inside it. Large and heavy metal items must be dropped off at the recycling centre.

There can be a little bit of plastic or wood on the metal items, as is often the case with scissors or hammers. That won't ruin the recycling.

Yes please

- Aluminium/foil trays
- Metal tealight cases
- Pots and pans
- Metal coffee capsules without coffee in them
- Tins
- Kitchen utensils and cutlery made of metal (e.g. scissors and knives)
- Wires and cables (loose)
- Metal lids
- Small metal objects (e.g. nails, screws and caps)
- Aluminium foil (clean)
- Metal tools (without electronic parts)
- Beer and soft drink cans

No thanks

- Spray cans and bottles
→ The recycling centre or the household hazardous waste box
- Bags with metal linings (e.g. from crisps, coffee and frozen goods)
→ Residual waste
- Coffee capsules that have coffee in them
→ Residual waste
- Metal containing electronics
→ The recycling centre or the household hazardous waste box
- Medicine packaging (e.g. empty blister packs)
→ Residual waste
- Metal packaging containing chemicals
→ The recycling centre or the household hazardous waste box
- Needles
→ A pharmacy (for the sake of our working environment)



Metal packaging must be emptied of contents. Place smaller pieces of metal, such as nails and screws, in a small plastic bag.



PAPER



ONLY CLEAN AND DRY PAPER

Paper which has been in contact with food, e.g. bags from flour or grains, risks contaminating the clean paper and can therefore not be recycled. It must be sorted as residual waste.

Paper napkins and glossy wrapping paper must also be sorted as residual waste, as the paper fibres are of low quality.

Yes please

- Newspapers
- Letters
- Brochures
- Office paper
- Envelopes with and without see-through windows
- Receipts
- Magazines
- Printer paper
- Advertisements
- Comics
- Weekly newspapers

No thanks

- Tissues and napkins
→ Residual waste
- Milk and juice cartons
→ Plastic food & beverage cartons
- Card and cardboard
→ Cardboard
- Pizza boxes
→ Residual waste
- Bags from flour and grains
→ Residual waste
- Books
→ Recycling centre
- Glossy wrapping paper and ribbon
→ Residual waste
- Wet and/or dirty paper
→ Residual waste
- Egg boxes
→ Cardboard



Only put clean and dry paper in the paper container. It doesn't matter if the paper has been stapled with a metal clip. Envelopes can have see-through windows.



PLASTIC + FOOD & DRINK CARTONS



!
Flatten cartons thoroughly, and collect smaller pieces of soft plastics in a small bag. That makes room for more waste in the container. Plastic and cartons must be emptied of their contents but do not need to be rinsed. Rigid plastics, such as shampoo bottles and meat and fruit trays, must be placed loosely in the container.



You should put food & drink cartons in the same waste container as plastics. These are subsequently sorted at a sorting plant, and the two types of waste are recycled separately.

PLASTICS AND FOOD & DRINK CARTONS GO IN THE SAME CONTAINER

Yes please

- Drink cartons (e.g. from milk, juice and chocolate milk)
- Food cartons (e.g. from chopped tomatoes, soups, chickpeas and home-frozen ice cream)
- Bubble wrap
- Plastic bottles, cans, buckets, bags, lids, etc.
- Clingfilm (clean)
- CD and DVD cases
- Plastic packaging from food
- Plastic packaging from e.g. shampoo and washing-up liquid, marked with this label
- Plastic toys (without electronic parts)

No thanks

- Bags with metal linings (e.g. from crisps, coffee, frozen goods or bags from a wine box)
→ Residual waste
- Packaging from chemicals labelled as hazardous waste

→ The recycling centre or the household hazardous waste box
- Styrofoam
→ The recycling centre
- Paper cups and pizza boxes
→ Residual waste
- Plastic containing electronics
→ The recycling centre or the household hazardous waste box
- Medicinal packaging with contents
→ A pharmacy
- Melamine (e.g. hard plastic plates, cups and bowls)
→ Residual waste
- Rubber boots, rainwear, paddling pools and garden hoses
→ The recycling centre



GLASS



AVOID CERAMICS, PORCELAIN AND OVENPROOF GLASS

Ceramics, porcelain, stoneware and ovenproof glass cannot be put in the glass containers, as these melt at much higher temperatures than packaging glass. Even small quantities can contaminate the glass, making it difficult to recycle. Therefore, they must be dropped off at a recycling centre.

Yes please


- Drinking glasses
- Glass packaging
- Glass bottles
- Broken glass
- Glass vases, bowls and trinkets
- Jam jars and the like
- Wine and spirits bottles

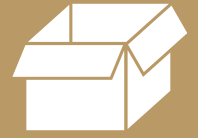
No thanks

- Tempered glass (e.g. ovenproof glass dishes)
→ The recycling centre
- Ceramics, porcelain and stoneware
→ The recycling centre
- Light bulbs, fluorescent tubes and other light sources
→ The recycling centre or the household hazardous waste box
- Mirrors
→ The recycling centre
- Unglazed clay pots and stoneware
→ The recycling centre
- Medicine bottles
→ A pharmacy or the recycling centre

!
Deposit glass in
public containers.
Remove plastic or metal
lids and empty the glass
of contents before
placing it in the
container.

Where to
drop off glass:





CARDBOARD



Wet or dirty cardboard, such as pizza boxes, can ruin the recycling of clean and dry cardboard. Therefore, it must be sorted as residual waste. Milk and juice cartons are made from different materials and therefore cannot be disposed of as cardboard, but must be placed in the plastics and food & drink cartons container.

ONLY CLEAN AND DRY CARDBOARD

Yes please

- Corrugated cardboard
- Cardboard packaging (e.g. from toothpaste and breakfast products)
- Cardboard boxes
- Cardboard tubes from kitchen and toilet rolls
- Shoe boxes
- Egg boxes

No thanks

- Pizza boxes
→ Residual waste
- Milk and juice cartons
→ Plastics and food & beverage cartons
- Paper cups and plates
→ Residual waste
- Wet or dirty cardboard
→ Residual waste
- Books
→ The recycling centre
- Styrofoam
→ The recycling centre



Flatten cardboard boxes before placing them in the cardboard container. Be careful not to squeeze in cardboard tightly, as it will be difficult to get out of the container.



FOOD WASTE



You should dispose of your food waste in a green waste bag for food waste and tie it a tight knot. Food waste is transported to a plant where the bags are cut open and sorted before the food waste is converted into biogas and fertiliser for agriculture.

**PLASTIC BAGS
ARE SORTED OUT
AND REMOVED**

Yes please

- All leftover food
- Flowers (cut)
- Bread, rice and pasta
- Fats and sauces
- Fish and shellfish
- Fruit and vegetables
- Coffee filters and paper tea bags (with contents)
- Meat and small bones
- Paper towels
- Cooking and frying oil
- Fallen fruit (small amounts, in bag)
- Cheese and dairy products
- Eggshells and nutshells

No thanks

- Packaging from food → Plastic or residual waste
- Animal excrement → Residual waste
- Cat litter and dog waste bags → Residual waste
- Potted plants and garden waste → The recycling centre
- Biodegradable plastic → Residual waste
- Napkins → Residual waste
- Cigarette butts and snuff → Residual waste
- Chewing gum → Residual waste



The green bags you receive from Halsnæs Forsyning are only for food waste. You should buy waste bags for your residual waste.



BULKY WASTE



TEXTILES



HAZARDOUS WASTE

Yes please

- Appliances and electronic waste
- Iron and metal (e.g. bicycles and prams)
- Furniture, mattresses and rugs

No thanks

- Construction waste
- Sanitation
- Car and moped parts
- Garden waste
→ The recycling centre



Yes please

- Worn and damaged textiles and clothes (delivered in a clear plastic bag)

No thanks

- Wet, damp or mouldy textiles
- Shoes, bags and belts
- Blankets and pillows
→ 'Left over after sorting' at the recycling centre
- Clothes that can be reused
→ Clothes containers set up by voluntary associations



Yes please

(in the household hazardous waste box)

- Batteries
- Electronics (e.g. mobile phones and bicycle lights)
- Light bulbs (all types)
- Chemicals and other products with hazard symbols
- Cosmetics and nail polish
- Fluorescent tubes (short)
- Paints, varnishes, oils and solvents
- Oil waste and photo liquid
- Herbicide and insecticide
- Spray cans (e.g. from hairspray or whipped cream)

No thanks

- Gas and high-pressure cylinders
- Fireworks (unfired)
- Large batteries (e.g. car batteries and electric bicycle batteries)
→ The recycling centre
- Needles, medicine residues
→ A pharmacy
- Ammunition (e.g. cartridges)
→ The police



Collection: Sign up for collection of bulky waste, textiles and household hazardous waste box at hnf.dk.

Recycling centres and resource stations

The recycling centres

At the recycling centres in Frederiksværk and Hundested, you can drop off all kinds of waste for recycling. Remember that you should only use clear plastic bags if you need to bag the waste.

Frederiksværk Recycling Centre

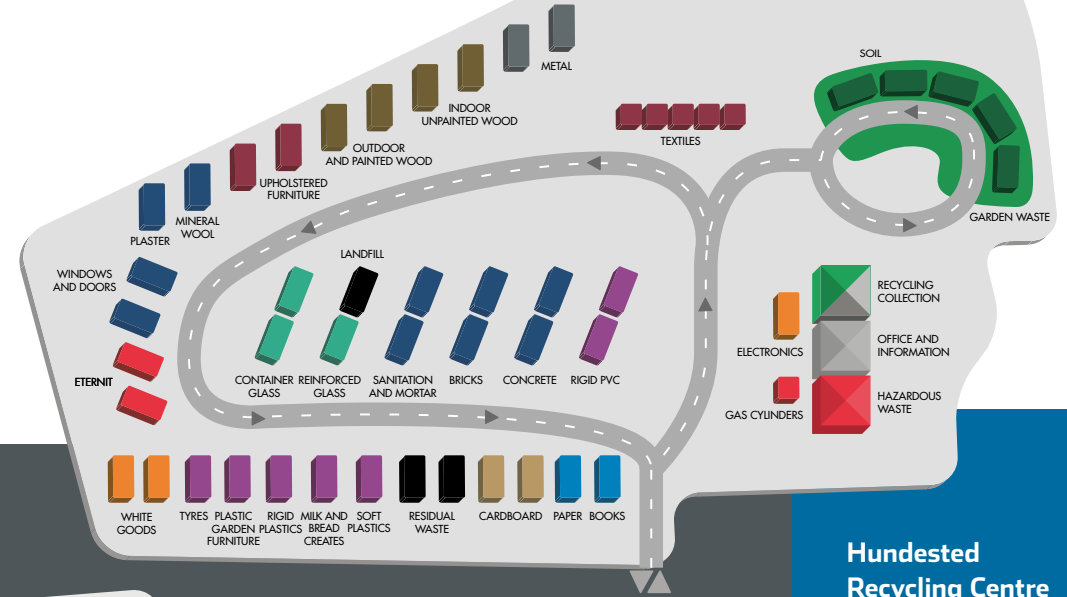
Havnesvinget 10
DK-3300
Frederiksværk
Telephone
+45 20 15 36 17

Opening hours:

Monday to Friday:
8:00-18:00

Saturday and Sunday:
8:00-17:00

Closed: 24, 25, 26 and
31 December
and 1 January.



Hundested Recycling Centre

Håndværkervej 16
DK-3390 Hundested

Telephone
+ 20 15 38 51

Opening hours:

Daily:
9:00-17:00

Closed:
24, 25, 26 and
31 December and
1 January.

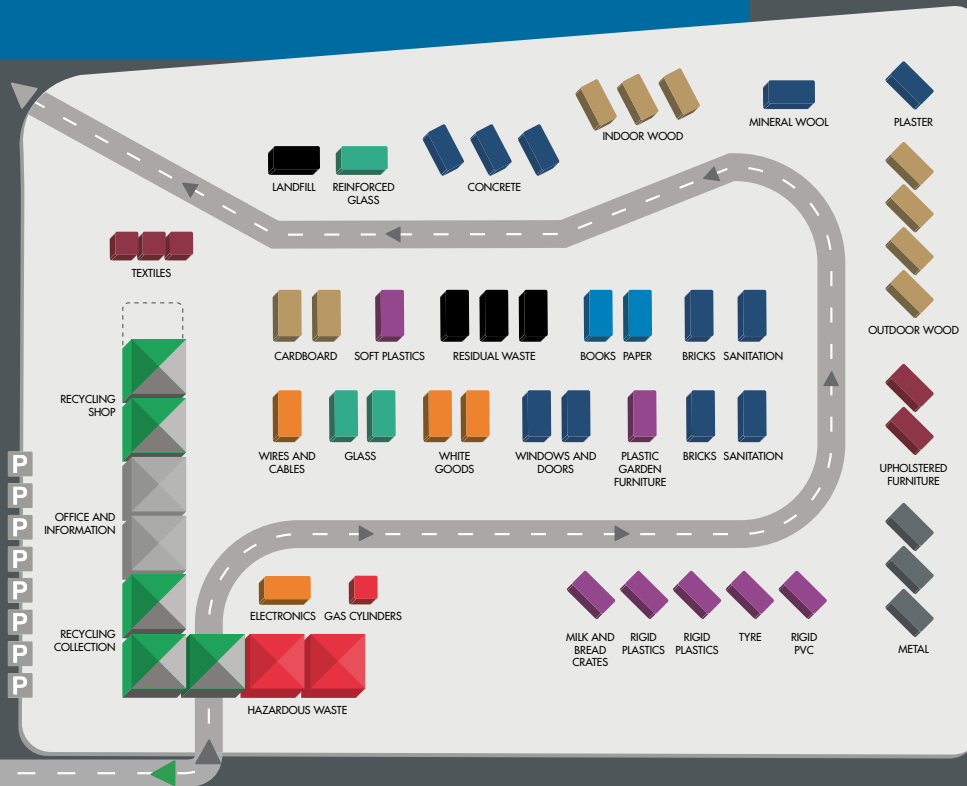
The resource station in Ølsted

Bavnager 236
(by Netto)
DK-3310 Ølsted

Opening hours:
Always open

Here, you can drop off:

- Cardboard
- Paper
- Metal
- Plastic
- Food & drink cartons
- Glass
- Light sources
- Batteries
- Small electronics





FIVE TIPS

We can recycle more when you sort. It is good for the environment, climate and economy when resources' lives are continued cyclically. Here are five tips that will increase the quality of your waste, which will allow more waste to be recycled and less incinerated.

ABOUT WASTE

1. How clean does recyclable waste need to be?

Empty packaging made of metal, plastic and glass as well as you can. For example, scrape out the jam and empty the ketchup bottle into the bag for food waste. If there's a lot left that is impossible to get out, the packaging should go in residual waste. Dirty or wet paper and cardboard should also be placed in residual waste.



2. Do I have to take the waste apart?

If the waste consists of several types of materials, such as a cardboard wine box with a plastic handle and a bag inside, you should take it apart and place it in separate containers.



3. Should I remove the lid?

Lids made of metal or plastic must be removed and placed in the containers for metal and plastic, respectively. Also remove plastic lids from plastic bottles and drink cartons before placing both in the container.



4. What about crisp and coffee bags?

Some waste is made of several materials that cannot be separated at the treatment plant yet. This applies, for example, to crisp and coffee bags, which are often made of both plastic and metal. They go in the container for residual waste.

5. How can I make more room for waste?

Flatten food and drink cartons to ensure they take up as little space as possible. Collect soft plastics in a bag, such as a bag from rye bread or potatoes, and stack plastic tubs and trays. This makes room for more in the container.



Get access to 24/7 self-service

Download our waste app, "Affaldsportal", wherever you usually download your apps.

With the app, you can:



Havnevej 8
DK-3300 Frederiksværk
Telephone: +45 4776 0700
E-mail: forsyning@hnf.dk
Website: hnf.dk

Opening hours, administration
Monday to Thursday
10:00 to 14:00
Friday by appointment



Follow us
on Facebook